













<u>Entente Powers</u>	Population Millions	Military Deaths	Civilian Deaths	Total Deaths	Military Wounded
 Australia^[1]	4.5	61,928		61,928	152,171
 Belgium^[2]	7.4	42,987	62,000	104,987	44,686
 Canada^[3]	7.2	64,944	2,000	66,944	149,732
 France^[4]	39.6	1,397,800	300,000	1,697,800	4,266,000
 Greece^[5]	4.8	26,000	150,000	176,000	21,000
 Indian Empire^[6]	315.1	74,187		74,187	69,214
 Italy^[7]	35.6	651,010	589,000	1,240,010	953,886
 Japan^[8]	53.6	415		415	907
 Luxembourg^[9]	0.3				
 Montenegro^[10]	.5	3,000		3,000	10,000
 New Zealand^[11]	1.1	18,050		18,050	41,317
 Newfoundland^[12]	.2	1,204		1,204	2,314
 Portugal^[13]	6.0	7,222	82,000	89,222	13,751
 Romania^[14]	7.5	250,000	430,000	680,000	120,000

 Russian Empire^[15]	158.9	1,811,000	1,500,000	3,311,000	4,950,000
 Kingdom of Serbia^[16]	4.5	275,000	450,000	725,000	133,148
 South Africa^[17]	6.0	9,463		9,463	12,029
 United Kingdom of Great Britain and Ireland^[18]	45.4	885,138	109,000	994,138	1,663,435
 United States^[19]	92.0	116,708	757	117,465	205,690
<i>Total (Entente Powers)</i>	790.2	5,696,056	3,674,757	9,370,813	12,809,280
Central Powers	Population Millions	Military Deaths	Civilian Deaths	Total Deaths	Military Wounded
 Austria-Hungary^[20]	51.4	1,100,000	467,000	1,567,000	3,620,000
 Bulgaria^[21]	5.5	87,500	100,000	187,500	152,390
 German Empire^[22]	64.9	2,036,897	426,000	2,462,897	4,247,143
 Ottoman Empire^[23]	21.3	800,000	4,200,000	5,000,000	400,000
<i>Total (Central Powers)</i>	143.1	4,024,397	5,193,000	9,217,397	8,419,533

Neutral nations					
 Denmark^[24]	2.7		722	722	
 Norway^[25]	2.4	-	1,892	1,892	
 Sweden^[26]	5.6	-	877	877	
Grand Total	941.3	9,720,453	8,871,248	18,591,701	21,228,813